

Single Phase Glass Passivated Silicon Bridge Rectifier

$V_{RRM} = 600\text{ V} - 1000\text{ V}$

$I_O = 2\text{ A}$

Features

- Ideal for printed circuit board
- Plastic material has Underwriters Laboratory Flammability Classification 94V-0
- Built-in printed circuit board stand-offs
- High temperature soldering guaranteed 265°C/ 10 seconds
- High case dielectric strength
- Types from 600 V to 1000 V V_{RRM}
- Not ESD Sensitive

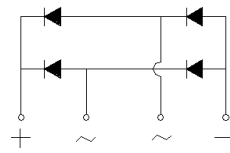
Mechanical Data

Case: Reliable low cost construction


Terminals: Plated leads, solderable per MIL-STD-202, Method 208

Mounting position: Any

Weight: 0.065 oz, 2.2 grams



KBP Package



Maximum ratings at $T_a = 25\text{ °C}$ (ambient temperature), unless otherwise specified

Parameter	Symbol	Conditions	KBP206G	KBP208G	KBP210G	Unit
Repetitive peak reverse voltage	V_{RRM}		600	800	1000	V
RMS reverse voltage	V_{RMS}		420	560	700	V
DC blocking voltage	V_{DC}		600	800	1000	V
Operating temperature	T_j		-55 to 150	-55 to 150	-55 to 150	°C
Storage temperature	T_{stg}		-55 to 150	-55 to 150	-55 to 150	°C

Electrical characteristics at $T_a = 25\text{ °C}$, unless otherwise specified

Single phase, half sine wave, 60 Hz, resistive or inductive load

For capacitive load derate current by 20%

Parameter	Symbol	Conditions	KBP206G	KBP208G	KBP210G	Unit
Maximum average forward rectified current	I_O	$T_a = 50\text{ °C}$	2	2	2	A
Peak forward surge current	I_{FSM}	single sine-wave	60	60	60	A
Maximum instantaneous forward voltage per leg	V_F	$I_F = 2\text{ A}$	1.1	1.1	1.1	V
Maximum reverse current at rated DC blocking voltage per leg	I_R	$T_a = 25\text{ °C}$	10	10	10	μA
		$T_a = 100\text{ °C}$	500	500	500	

Thermal characteristics

Parameter	Symbol	Conditions	KBP206G	KBP208G	KBP210G	Unit
Thermal resistance	$R_{\theta JL}$		25	25	25	°C/W

FIG.1-MAXIMUM FORWARD CURRENT DERATING CURVE

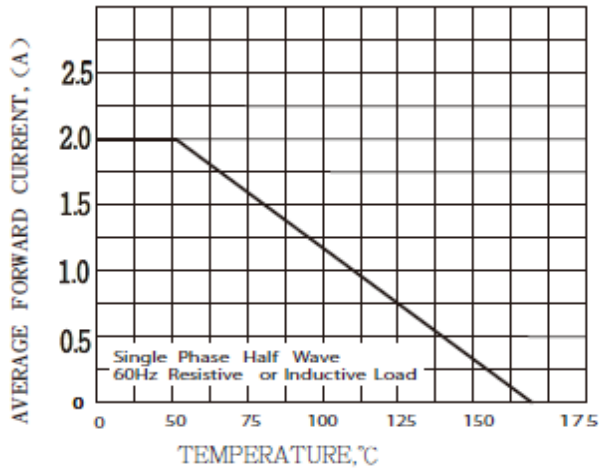


FIG.2-MAXIMUM NON-RECURRENTIVE FORWARD SURGE CURRENT

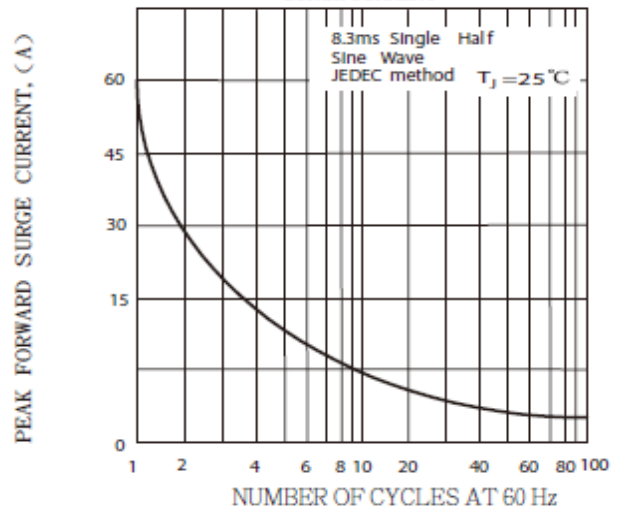


FIG.3-TYPICAL INSTANTANEOUS FORWARD CHARACTERISTICS PER BRIDGE ELEMENT

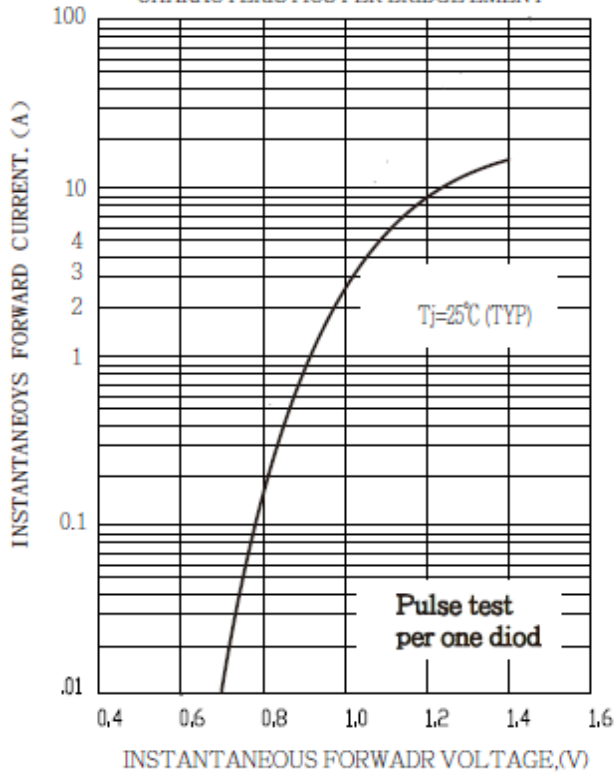
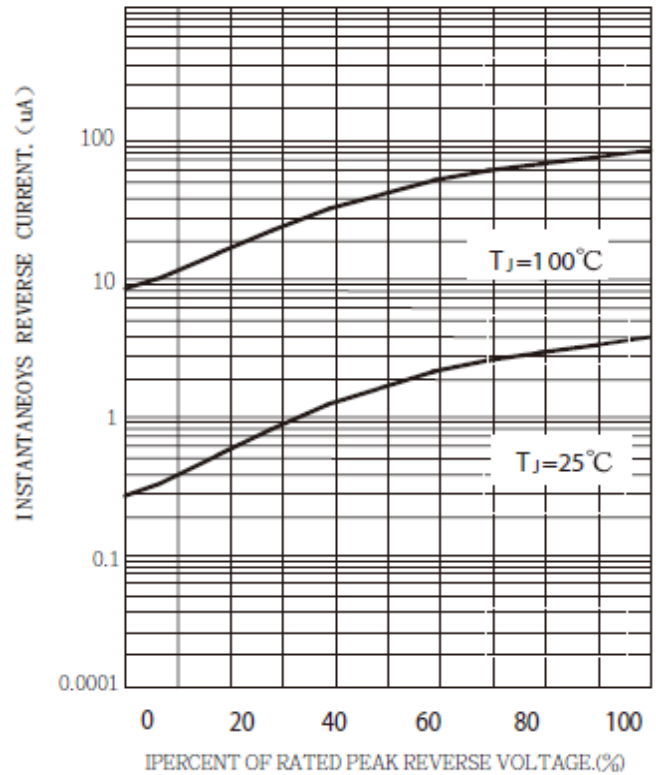
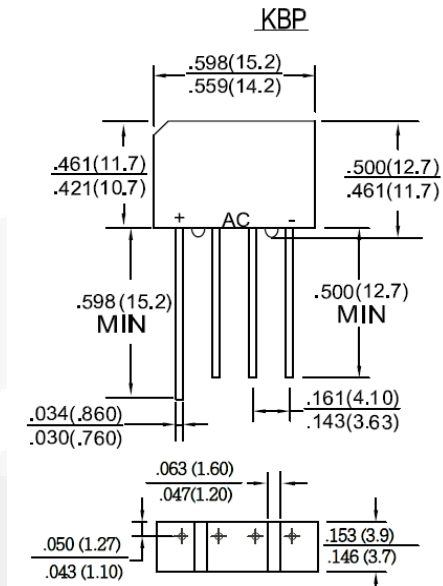


FIG.4-TYPICAL REVERSE CHARACTERISTICS PER BRIDGE ELEMENT

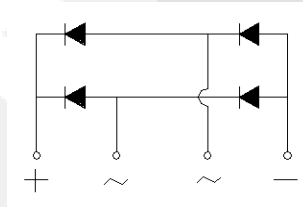


Package dimensions and terminal configuration

Product is marked with part number and terminal configuration.



Dimensions in inches and (millimeters)



Mouser Electronics

Authorized Distributor

Click to View Pricing, Inventory, Delivery & Lifecycle Information:

[GeneSiC Semiconductor:](#)

[KBP210G](#)